



Financial report 2012

1	Current situation.....	3
1.1	Account balance.....	3
1.2	Income statement.....	4
2	2012 activity features.....	5
2.1	Income & expenses.....	5
2.2	Income structure details.....	6
2.3	Expenses structure.....	7
2.4	Major facts.....	8
3	Allocation of loss.....	8
3.1	Notes.....	8
4	2013 forecast.....	8

Note

This report is provided, roughly translated, in English, as a support. The authoritative and complete document is the initial, French version of this report. In any case, we will strive to provide permanent access to the association financial structure and activity from <http://www.mageia.org/en/about/reports/>.

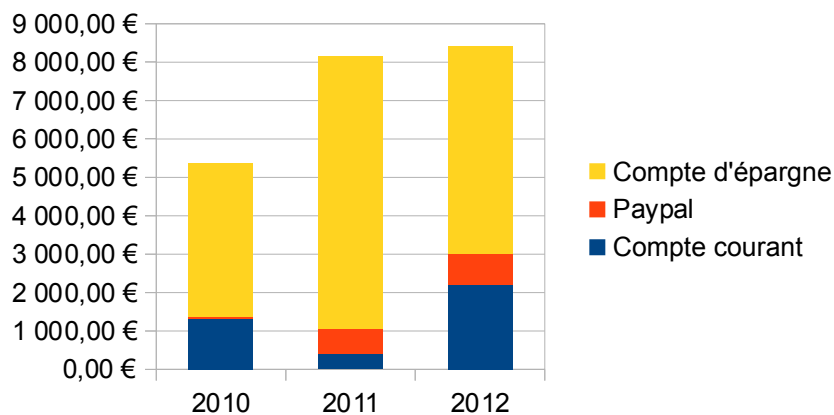
1 Current situation

1.1 Account balance

On December 31st, 2011, our account balance was € 8 166.37.

On December 31st, 2012, our account balance was € 8 423.07.

<i>Savings account</i>	€4,000.00	€7,100.00	€5,403.13
Total	€5,373.75	€8,166.37	€8,423.07



1.2 Income statement

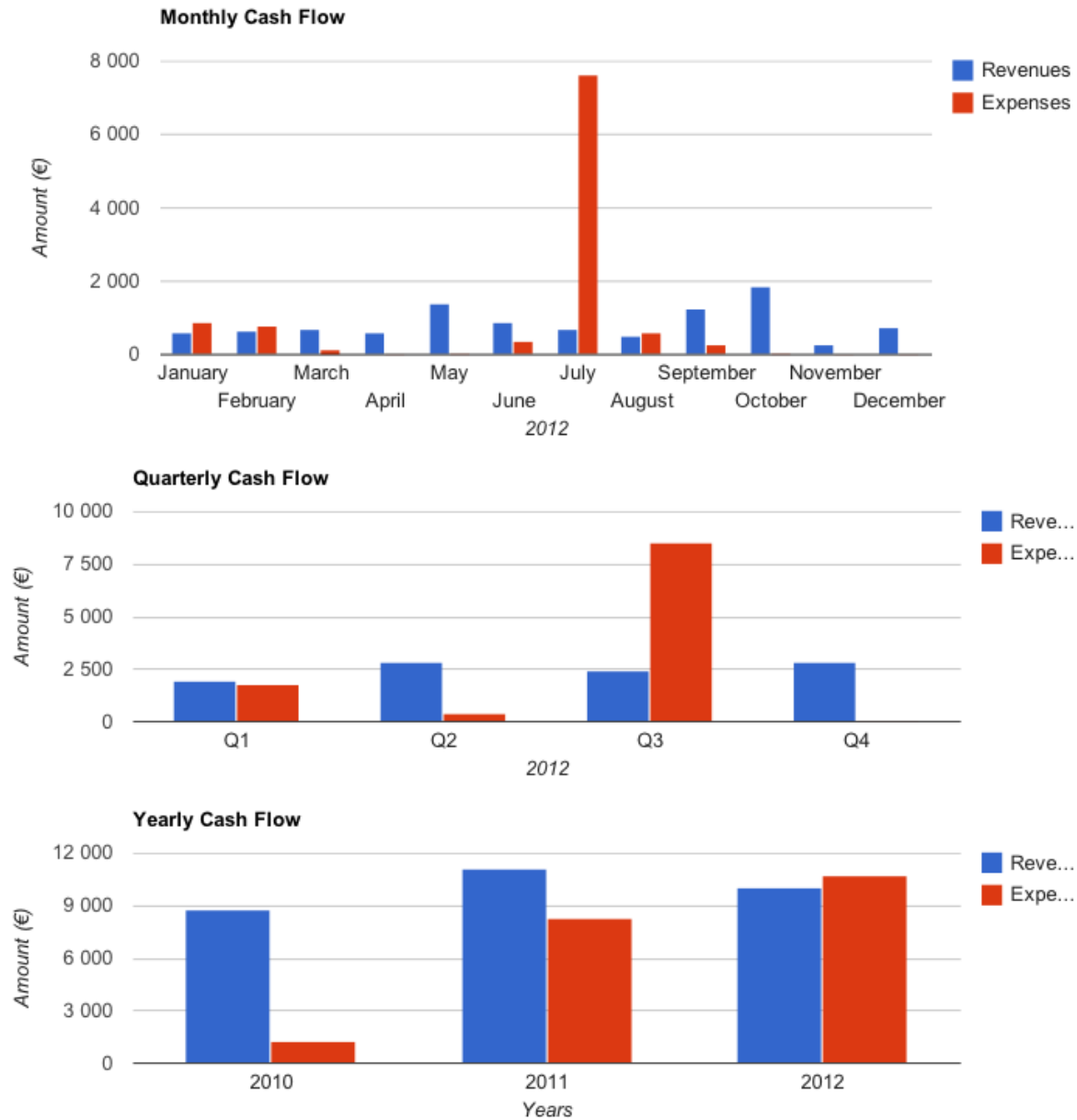
Compte de résultat pour l'année 2012 (du 01/01/2012 au 31/12/2012)

Expenditures			Income		
Operating expenses			Operating income		
Transportation	€1,045.05	9,7%	Donations received	€10,072.08	100,0%
Equipment purchases	€8,159.53	75,8%			
Hosting purchases	€410.46	3,8%			
Marketing	€767.66	7,1%			
Sous total 1	€10,382.70	96,4%	Sous total 1	€10,072.08	
Financial charges			Financial income		
Frais bancaires	€283.99	2,6%	Bank interest	€0.00	
Sous total 2	€283.99	2,6%	Sous total 2	€0.00	
Exceptional expenditures					
Subscriptions	€100.00	0,9%			
Sous total 3	€100.00	0,9%			
Total expenditure	€10,766.69		Total income	€10,072.08	
Credit balance	-€694.61		Debit balance	€694.61	

The 2012 result is therefore a loss of € 694.61.

2 2012 activities

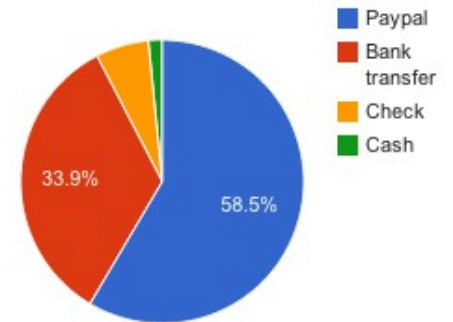
2.1 Income & expenses



2.2 Income breakdown

month	count	total amount	check	transfer	paypal	cash	average
January	19	624.48	0.00	80.00	544.48	0.00	32.87
February	15	630.00	0.00	200.00	430.00	0.00	42.00
March	9	684.13	0.00	423.13	261.00	0.00	76.01
April	10	610.00	0.00	100.00	510.00	0.00	61.00
May	25	1,374.00	100.00	555.00	719.00	0.00	54.96
June	14	881.00	135.00	125.00	461.00	160.00	62.93
July	13	692.67	0.00	430.67	262.00	0.00	53.28
August	13	497.00	190.00	0.00	307.00	0.00	38.23
September	28	1,251.80	90.00	450.00	801.80	0.00	44.71
October	24	1,838.00	100.00	810.00	928.00	0.00	76.58
November	9	257.00	0.00	0.00	257.00	0.00	28.56
December	15	732.00	0.00	267.00	465.00	0.00	48.80
Total	194	10,072.08	615.00	3,440.80	5,946.28	160.00	51.92

Donations by source



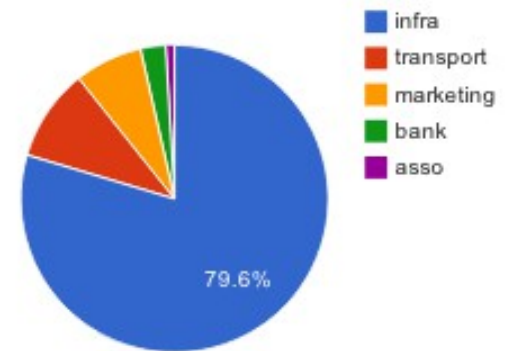
This gives these indicative average values:

- € 839 of donations per month (was 930 in 2011),
- 16 donators per month (untracked in 2011),
- € 52 per donator (min € 1, max € 500)

2.3 Expenses breakdown

date	category	description	amount
2012-Jan-13	transport	Datacenter: train to Marseille	284.00
2012-Jan-13	asso	Cotisation April.org	100.00
2012-Jan-28	transport	FOSDEM: plane for Thomas/tmb	347.29
2012-Jan-30	infra:hardware	various purchases for ARM BS	129.59
2012-Jan-31	bank	Paypal fees	13.87
2012-Feb-13	marketing:merchandising	FOSDEM: refund for Patricia/Trish	767.66
2012-Feb-29	bank	Paypal fees	10.52
2012-Mar-12	bank	Transfer change fees	143.92
2012-Mar-31	bank	Paypal fees	6.51
2012-Apr-30	bank	Paypal fees	9.94
2012-May-31	bank	Paypal fees	17.40
2012-Jun-05	infra:hardware	2 routers	375.87
2012-Jul-01	bank	Paypal fees	9.72
2012-Jul-26	infra:hardware	2 servers	7,613.14
2012-Jul-31	bank	Paypal fees	7.72
2012-Aug-01	infra:hosting	Gandi: domain names renewal	30.64
2012-Aug-03	transport	Marseille DC: train+hotel for 3 people	370.96
2012-Aug-25	transport	Marseille DC: hotel complement	30.00
2012-Aug-25	transport	Marseille DC: metro	12.80
2012-Aug-25	infra:hardware	wires	40.93
2012-Aug-26	infra:hosting	Gandi: hosting provision	100.00
2012-Aug-31	bank	Paypal fees	9.24
2012-Sep-27	infra:hosting	Online	279.82
2012-Sep-30	bank	Paypal fees	18.09
2012-Oct-31	bank	Paypal fees	20.21
2012-Nov-30	bank	Paypal fees	7.16
2012-Dec-31	bank	Paypal fees	9.69
Total:			10,766.69

Expenses by category



- Infrastructure (hardware, hosting) make for 80 % of our expenses (+15 % compared to previous year),
- Marketing expenses make for 7 % (-18 % compared to previous year),
- transportation expenses (to/from datacenters or events) make for 9 % (+7%),
- structural and administrative expenses are still very low.

2.4 Major facts

- 2 new servers added in our Marseille datacenter, plus 2 routers (one spare).
- Leaving online.net hosting.

3 Allocation of loss

The balance of the association at the end of fiscal year 2012 is negative. It is proposed to have it applied forward for next fiscal year.

3.1 Notes

The association runs with three main assets :

- direct financial donations,
- hardware and services donations,
- benevolent contributions from its community.

An effort should be made to better publicize the mission of the association and how donations are used. Plans were made last September in an interim financial report (<http://blog.mageia.org/en/2012/09/05/what-money/>), which triggered some extra donations, but the plans have not yet been fulfilled.

4 2013 forecast

Donations	€15,000.00	
April association membership (FR)		-€100.00
AFUL association membership (FR)		-€100.00
Web sites (hosting, services)		-€650.00
Domain names		-€150.00
Spare data storage		-€2,000.00
New servers		-€6,000.00
Event box		-€1,000.00
Marketing & communication		-€4,000.00
Hosting/transportation		-€1,000.00
<i>Total</i>	€15,000.00	-€15,000.00
		€0.00