

Mageia.Org

2011

Financial Report



Contents

Note.....	3
1. Current Situation.....	4
1.1 Account balance.....	4
1.2 Income statement.....	5
1.3 Balance sheet.....	5
2. 2011 Activity Features.....	6
2.1 Income & Expenses.....	6
2.2 Income structure details.....	6
2.3 Expenses structure.....	8
2.4 Facts.....	8
3. Allocation of Income.....	10
3.1 Notes.....	10
4. 2012 Forecast.....	11

Note

This report is provided, roughly translated, in English, as a support. The authoritative and complete document is the initial, French version of this report.

In any case, we will strive to provide permanent access to the association financial structure and activity from <http://www.mageia.org/en/about/reports/> .

1. Current Situation

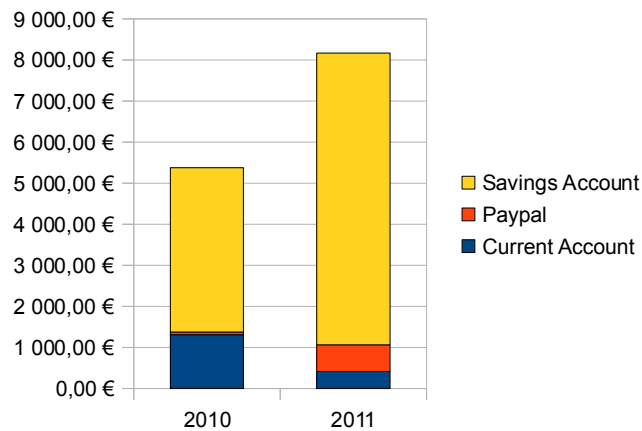
1.1 Account balance

On December 31st 2010, our account balance was € 5,373.75.

On December 31st 2011, our account balance is € 8,166.37.

	2010	2011
<i>Current account</i>	1,310.24 €	413.13 €
<i>Paypal</i>	63.51 €	653.24 €
<i>Savings Account</i>	4,000.00 €	7,100.00 €
<i>Total</i>	5,373.75 €	8,166.37 €

Funds were expended as follows:



1.2 Income statement

Compte de résultat pour l'année 2011 (du 01/01/2011 au 31/12/2011)

Expenditure			Income		
Operating Expenses			Operating income		
FOSDEM purchases	1,932.14 €	23.2%	Donations received	11,150.96 €	100.0%
Solutions Linux purchases	159.25 €	1.9%			
Cash purchases	17.93 €	0.2%			
Equipment purchases	5,500.45 €	66.1%			
Postage	126.98 €	1.5%			
Travel & Accom FOSDEM	166.50 €	2.0%			
Sous total 1	7,903.25 €	94.9%	Sous total 1	11,150.96 €	
Financial charges			Financial income		
Administrative charges	44.00 €	0.5%	Bank Interest	3.06 €	
INPI Registration	280.00 €	3.4%	Sous total 2	3.06 €	
Sous total 2	324.00 €	3.9%			
Exceptional expenditures			Exceptional income		
Subscriptions	100.00 €	1.2%	Sous total 3	0	
Sous total 3	100.00 €	1.2%			
Total expenditure	8,327.25 €		Total income	11,154.02 €	
Credit balance	2,826.77 €		Debit balance		

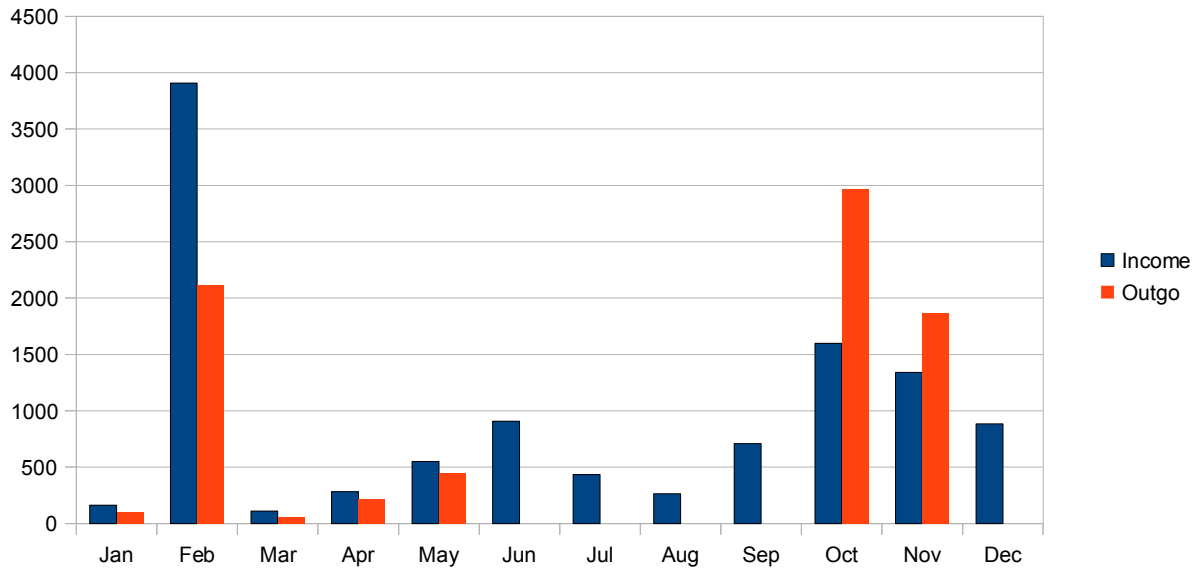
The 2011 result is therefore a profit of 2 826,77 €.

1.3 Balance sheet

The Balance Sheet is not mandatory. However, we should still have such a document to track association activity from year to year. For informational purposes, a draft balance sheet is provided, but it is missing crucial inventory information for completeness. Please refer to the French document for that purpose ("Bilan" section).

2. 2011 Activity Features

2.1 Income & Expenses



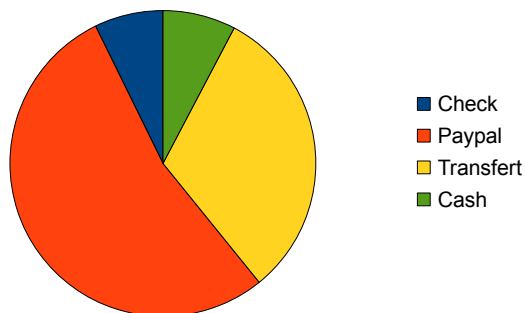
	<i>Income</i>	<i>Ougo</i>
<i>January</i>	161.15	100.00 €
<i>February</i>	3907.83	2,116.57 €
<i>March</i>	109.51	54.65 €
<i>April</i>	283.73	215.00 €
<i>May</i>	549.3	446.55 €
<i>June</i>	907.9	0.00 €
<i>July</i>	435.13	0.00 €
<i>August</i>	263.84	0.00 €
<i>September</i>	707.96	0.00 €
<i>October</i>	1599.94	2,963.55 €
<i>November</i>	1341.34	1,863.45 €

2.2 Income structure details

Apart from a small interest income, most of our revenues are donations (from so many generous people), coming from our Web site, plus

A single-occasion income happened in February, as a bank transfer from AUFML association to us (€ 2,360.55). It was the leftover donations this association collected for Mageia just after the project announcement, while we were installing our own donation platform. Cash income (€ 860.00) comes from tee-shirt sales at FOSDEM 2011.

	<i>Chèque</i>	<i>Paypal</i>	<i>Transfert</i>	<i>Cash</i>	<i>Total</i>
<i>Janvier</i>	30 €	81,15 €	50,00 €	0 €	161,15 €
<i>Février</i>	0 €	687,28 €	2 360,55 €	860 €	3 907,83 €
<i>Mars</i>	0 €	9,51 €	100,00 €	0 €	109,51 €
<i>Avril</i>	0 €	223,73 €	60,00 €	0 €	283,73 €
<i>Mai</i>	0 €	549,30 €	0,00 €	0 €	549,30 €
<i>Juin</i>	80 €	593,40 €	234,50 €	0 €	907,90 €
<i>Juillet</i>	25 €	404,13 €	6,00 €	0 €	435,13 €
<i>Août</i>	0 €	233,84 €	30,00 €	0 €	263,84 €
<i>Septembre</i>	0 €	657,96 €	50,00 €	0 €	707,96 €
<i>Octobre</i>	375 €	984,94 €	240,00 €	0 €	1 599,94 €
<i>Novembre</i>	300 €	1 041,34 €	0,00 €	0 €	1 341,34 €
<i>Décembre</i>	0 €	508,33 €	375,00 €	0 €	883,33 €
<i>Total</i>	810 €	5 974,91 €	3 506,05 €	860 €	11 150,96 €



This gives these partial, indicative average values:

- € 930 € a month, € 30 a day.

We did not collect properly the quantity of donations every day and can not report it at this time. We will focus on making this available and automatic.

2.3 Expenses structure

General Administration			
11 Nov 10	Administrative cost for Mageia.Org (late)	FR admin	-44.00 €
4 Jan 11	April.org membership fee	April.org	-100.00 €
18 Sep 10	Mageia trademark registration (FR, 10 years)	rda	-280.00 €
Accessories & media			
4 Feb 11	FOSDEM2011 Stickers & tee-shirts	Poissy Troph	-1,932.14 €
9 May 11	Solutions Linux2011 Posters & flyers	rda	-159.25 €
4 Feb 11	Cash purchases	dams	-17.93 €
Servers hosting & hardware			
30 May 11	RAM, hébergement Gandi (www/blog/planet)	Gandi	-250.00 €
10 Apr 11	SSL certificate for Websites	Gandi	-215.28 €
20 Oct 10	Hard disk (2010: waiting for boklm invoice)	boklm	-242.70 €
14 Nov 11	Hard disks (voyage 2012/T1 à Marseille)	PC21	-1,149.83 €
26 Oct 11	ARM cards for the buildsystem	Mouser	-294.05 €
29 Nov 11	SSD for the buildsystem	dams	-678.99 €
25 Oct 11	Dell server for QA and packagers	dams	-2,669.60 €
Shipments			
1 Mar 11	40 TS for Chemnitzer 2011	La Poste	-54.65 €
17 May 11	3 TS for donors (dinner SL2011)	dams	-12.30 €
26 May 11	2 TS for event	dams	-25.00 €
17 Nov 11	Stickers & flyers	La Poste	-35.03 €
Travel & Accommodation			
6 Feb 11	FOSDEM2011, wobo	wobo	-166.50 €
			Total -8,327.25 €

- Hardware and hosting make for 2/3rd of our expenses,
- events & media make for 1/4th of our expenses,
- structure & administrative fees are almost non-existent.

2.4 Facts

- Mageia trademark registration runs for 10 years (should be geographically extended).
- We reinforced (and still need to) our collaboration platform infrastructure (more servers for QA & packagers, new backup server, new backup hard drives, new memory, new ARM buildsystem).
- Our backup server was donated to us by Jussieu University, France, and we completed it with ad-hoc hard drives.

3. Allocation of Income

The balance of the association at the end of fiscal year 2011 is positive. It is proposed to apply this balance directly to the reserves of the association.

3.1 Notes

The Mageia association runs with three main assets:

- direct financial donations,
- hardware and services donations,
- benevolent contributions from its community.

The Mageia association counts 15 active members (founders & past Council members) as of December 31st. It will have grown from the current Council members, by the next General Assembly. It is not expected, nor needed, to bring a membership fee up.

The association mission and dependance from all contributors should be made more visible.

We need a better, stronger report of the financial structure and activity of the association.

4. 2012 Forecast

<i>Description</i>	<i>Income</i>	<i>Expenses</i>	<i>%</i>
Donations	20,000 €		
April.org membership		-100 €	0.5%
Aful.org membership		-100 €	0.5%
Hosting (Gandi)		-250 €	1.3%
Domain names		-150 €	0.8%
Replacement HDD		-1,000 €	5.0%
New servers		-6,000 €	30.0%
Event box		-1,500 €	7.5%
Communication, promotion		-5,400 €	27.0%
Transportation/accomodation		-1,000 €	5.0%
Reserve fund		-4,500 €	22.5%
<i>Total</i>	20,000 €	-20,000 €	
<i>Balance</i>		0 €	

€ 20,000 of donations make for an average of € 1,700 a month. We're not there yet, of course. So actual expenses should be made in light of that progress and the donation process/feedback should be improved.